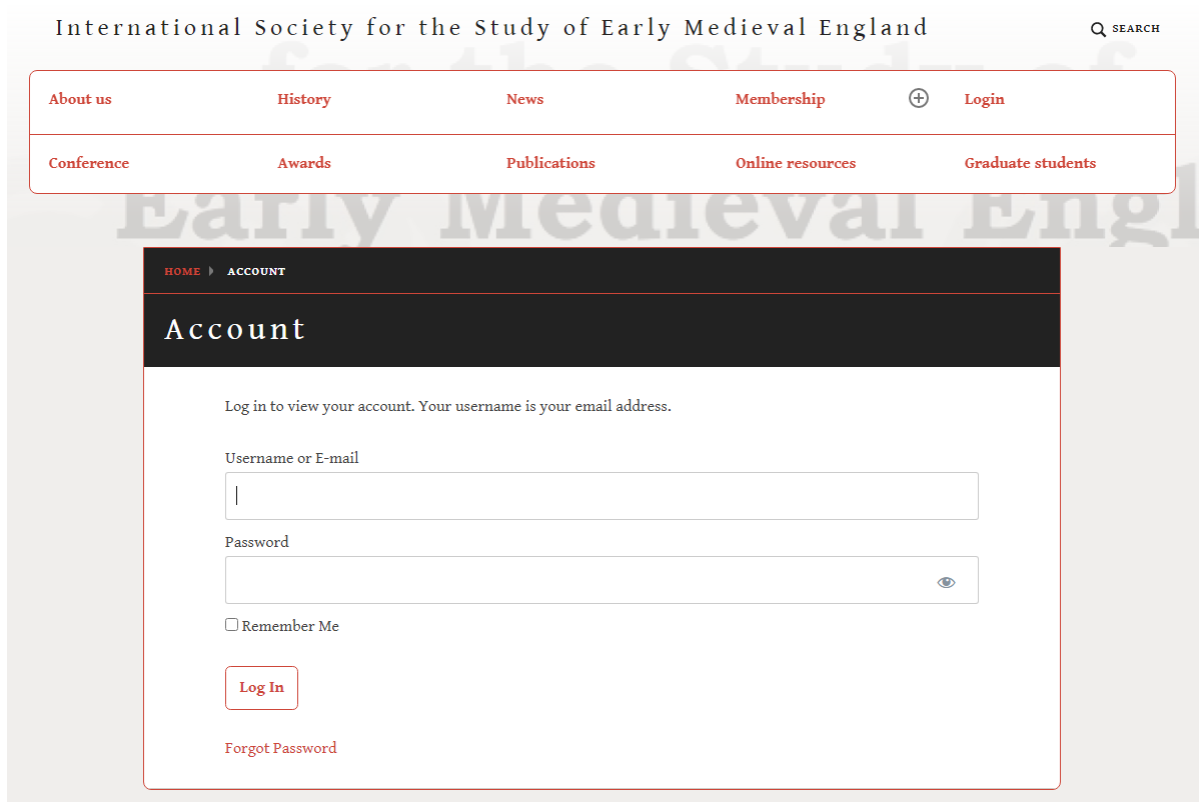


## How to log in and reset password for ISSEME

1. Go to <https://isseme.org/account/>
2. Enter your email address and password



International Society for the Study of Early Medieval England Q SEARCH

[About us](#) [History](#) [News](#) [Membership](#) [Login](#)

[Conference](#) [Awards](#) [Publications](#) [Online resources](#) [Graduate students](#)

[HOME](#) > [ACCOUNT](#)

### Account

Log in to view your account. Your username is your email address.

Username or E-mail

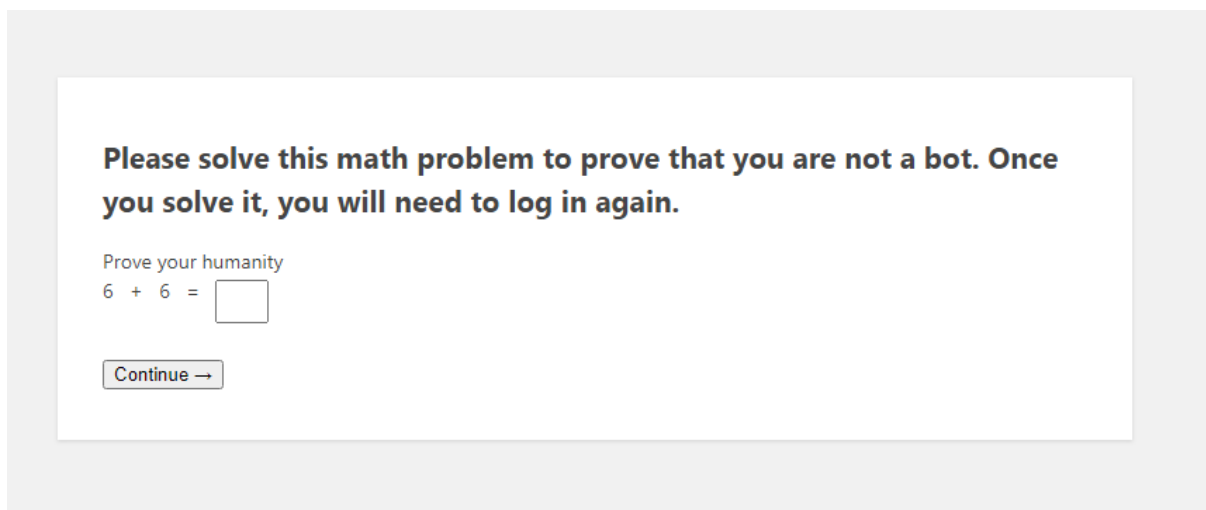
Password

Remember Me

[Log In](#)

[Forgot Password](#)

3. You may then be asked to do a sum to prove that you are a human being



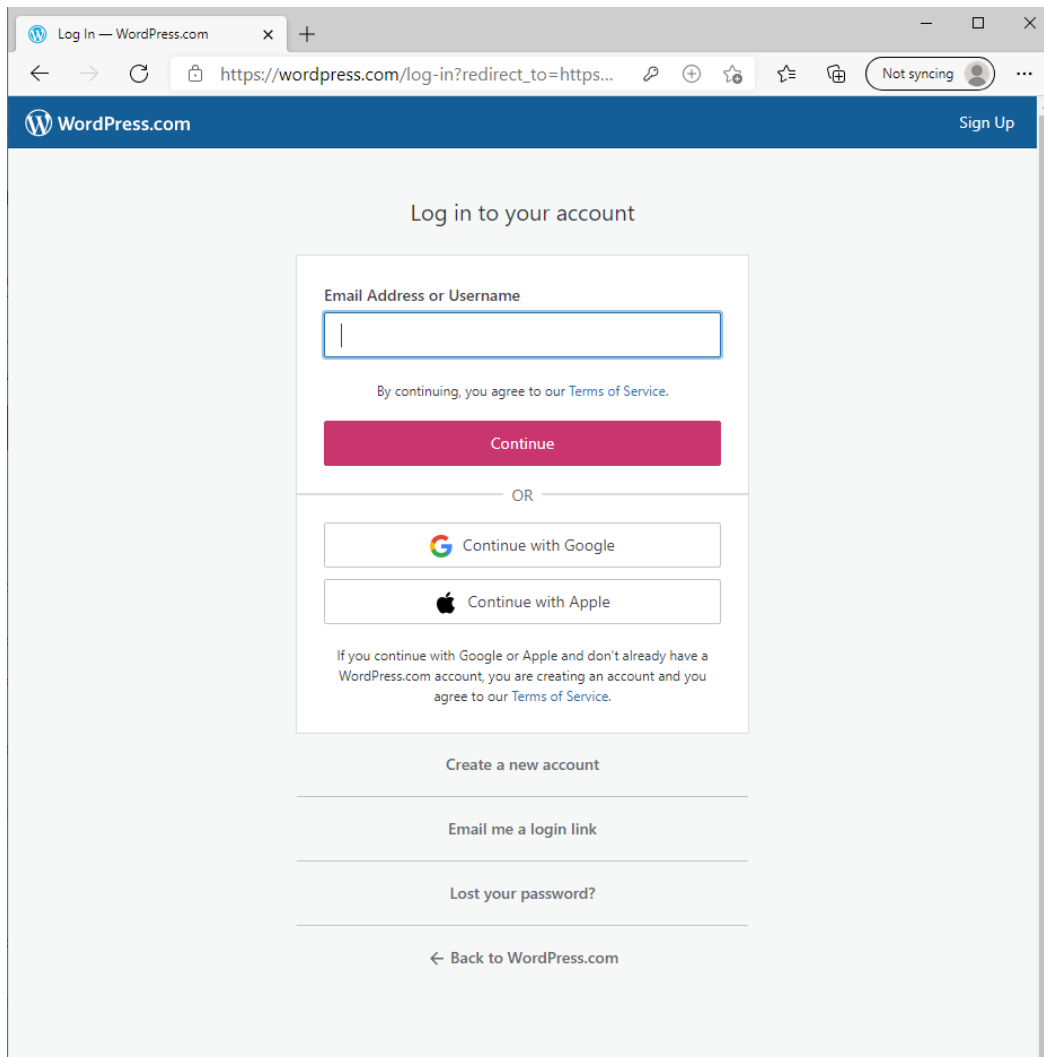
**Please solve this math problem to prove that you are not a bot. Once you solve it, you will need to log in again.**

Prove your humanity

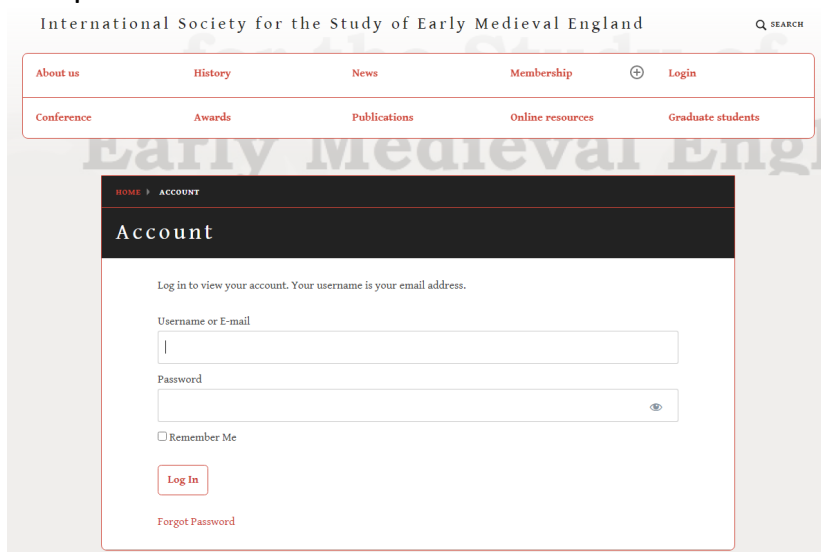
6 + 6 =

[Continue →](#)

4. If you see this page after doing the sum then you should ignore it – do not enter your email address here.



Instead go back to <https://issem.org/account/> and enter your email address and password as before:



5. When you log in again, you should be able to see your account information:

## Account

[Home](#) [Subscriptions](#) [Payments](#) [Forum Profile](#) [Logout](#)

Welcome to the International Society for the Study of Early Medieval England

First Name:\*

Last Name:\*

Email:\*

Address Line 1:\*

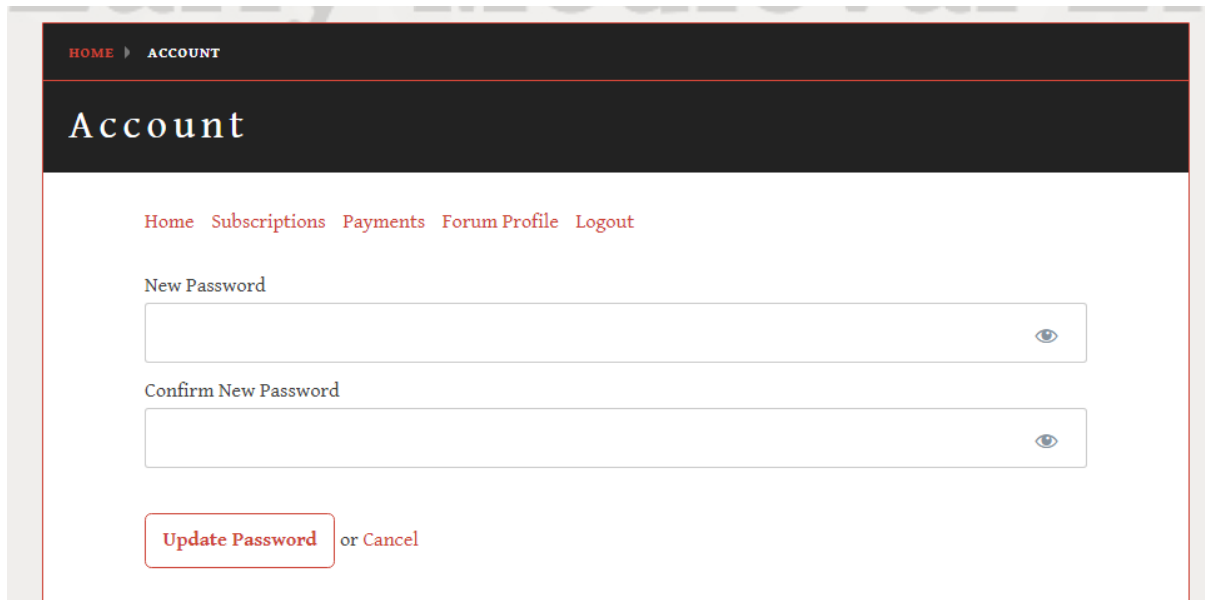
6. At the bottom of this page you will find an option to change your password: click on the link that says Change Password

Zip/Postal Code:\*  
  
Affiliation (e.g. university):  
  
Mailing address:\*  
  
Region:  
  
Fields of Interest:

[Save Profile](#)

[Change Password](#)

7. You will then need to type in your new password and confirm it (to make sure that there are no typos). It is recommended to choose a password which is unique (i.e. that you do not use for any other site), and which contains at least one each of: lower-case letter, upper-case letter, number, punctuation mark.



The screenshot shows the 'Account' page with a navigation bar at the top containing 'HOME' and 'ACCOUNT'. Below the navigation bar is a dark header with the word 'Account' in white. Underneath, there is a horizontal menu with links: 'Home', 'Subscriptions', 'Payments', 'Forum Profile', and 'Logout'. The main content area contains two text input fields: 'New Password' and 'Confirm New Password', each with a toggle icon on the right. At the bottom of the form is a button labeled 'Update Password' followed by the text 'or Cancel'.

8. You should receive confirmation that your password has been updated successfully:



The screenshot shows the website's home page. At the top, it reads 'International Society for the Study of Early Medieval England' with a search icon on the right. Below this is a navigation menu with links: 'About us', 'History', 'News', 'Membership', 'Login', 'Conference', 'Awards', 'Publications', 'Online resources', and 'Graduate students'. The 'Account' page is overlaid on the bottom half of the image. It shows the same navigation bar and header as in the previous screenshot. Below the header, there is a horizontal menu with links: 'Home', 'Subscriptions', 'Payments', 'Forum Profile', and 'Logout'. The main content area contains the text 'Welcome to the International Society for the Study of Early Medieval England'. Below this is a green confirmation message: 'Your password was successfully updated.' At the bottom, there is a text input field labeled 'First Name:\*'.